

June 2004

2002 Out-of-State Waste

In 2002, approximately 11 percent (2,179,209 tons) of all solid waste disposed in Ohio was from out-of-state. This amount includes 4.8 tons of waste that was imported and treated at Ohio's only remaining publicly-available incinerator, Stericycle, Inc., in Lucas County. An additional 12,811 tons, not included here, were also received at American Tire Monofill (Stark County), Liberty Tire Monofill (Stark County), and Envirosafe Services HW and Industrial Landfill (Lucas County). Envirosafe is a publicly-available hazardous waste landfill licensed to accept a small amount of industrial waste.

Although waste imports are significantly lower than in 1989, they have increased during the last several years. Two factors that influence the amount of waste exported to Ohio include a large disposal capacity and low tipping fees.

What types of waste are coming into Ohio?

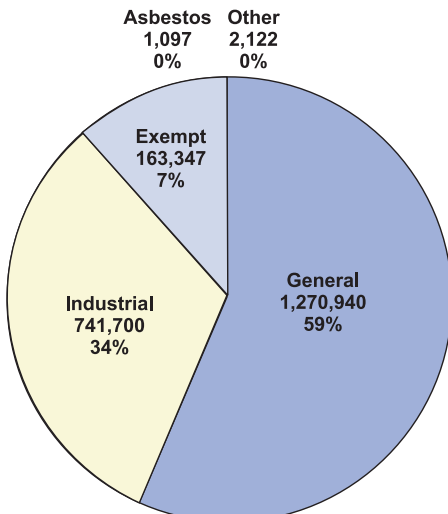


Figure 1: Imports by Waste Type

A majority of the solid waste imported into Ohio in 2002 was general solid waste (1,270,940 tons). The next largest amount of waste imported was industrial solid waste (741,700 tons), as seen in Figure 1.

How much waste is imported?

Solid waste imports peaked in 1989, when Ohio received 3.7 million tons - 20 percent of all solid waste disposed that year. Between 1990 and 1993, imports remained fairly level at 1.7 to 1.9 million tons per year. In 1994, 1995 and 1996, the total amount of waste received at Ohio landfills and incinerators increased while the amount of waste received from out-of state sources decreased to 1.5 million, 1.2 million and 1.1 million tons, respectively. Since 1996, the amount of waste imported has gradually risen each year, totaling six percent of all landfill disposal in 1996, and reaching nearly 11 percent of total landfill disposal in 2002.

Where is the waste coming from?

In 2002, 26 percent of imported waste came from five neighboring states while the remaining 74 percent was long-haul waste that came from Eastern Pennsylvania and states that do not border Ohio. Figure 2 shows a breakdown of waste origin and amounts. Since 1997, 33 percent of all waste imported into Ohio has originated in New York.

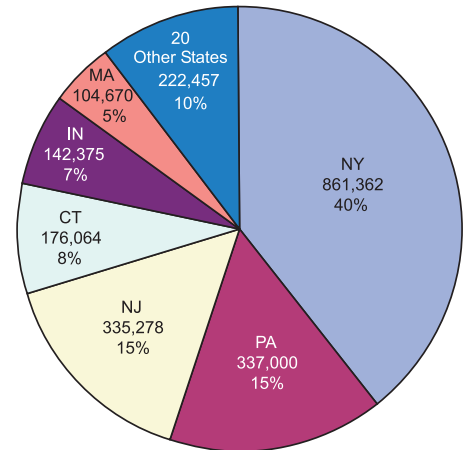


Figure 2: Ohio Out-of-State Solid Waste Imports by State—2002

Where is the waste going?

In 2002, 20 municipal landfills, two scrap tire monofills, and one hazardous waste treatment facility that is licensed to treat a very small amount of municipal solid waste received imported waste. The majority of out-of-state waste (90 percent) was disposed of at seven facilities as shown in Figure 3. These facilities combined have received 85 percent of all out-of-state waste imported into Ohio during the past five years.

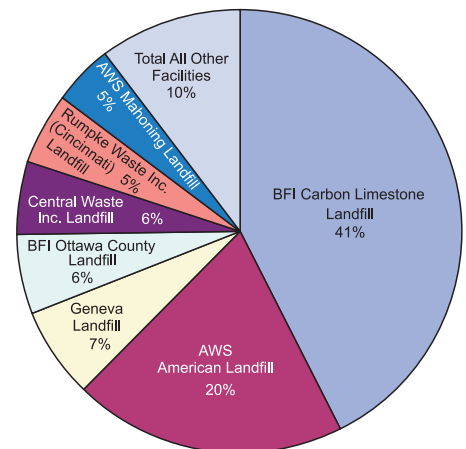


Figure 3: Facilities Accepting Out-of-State Waste

Out-of-State Waste

As seen in Figure 4, 79 percent of the solid waste imported in 2002 was received at landfills in the north-east region of Ohio. Approximately 11 percent was disposed of in landfills located in the northwest region of the state. The remaining 10 percent was divided between the southwest and southeast region. The central region of Ohio received less than one percent of imported waste.

More than 40 percent of all solid waste imported into Ohio in 2002 was disposed of at the BFI Carbon Limestone Sanitary Landfill. This facility received 923,627 tons of out-of-state waste, representing 60 percent of all waste disposed there. Another 20 percent of all waste imported into Ohio was disposed at American Landfill, accounting for 30 percent of their total waste volume.

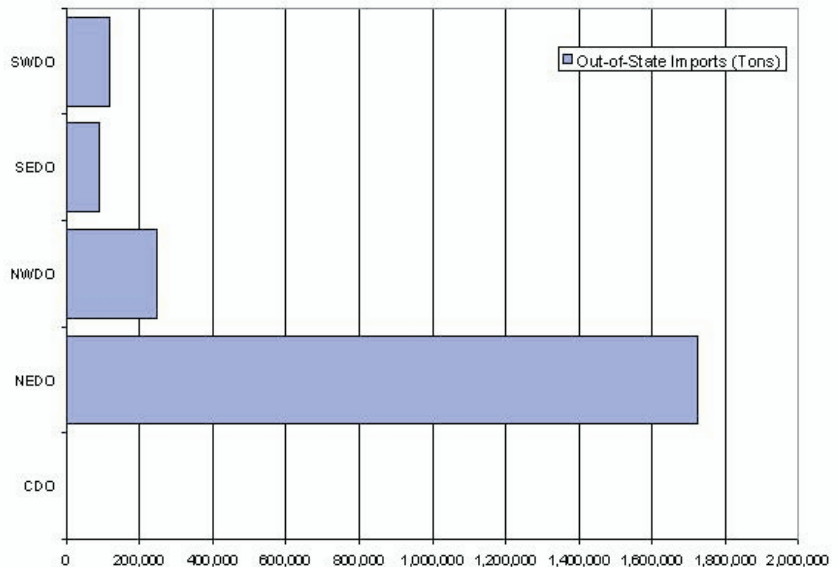


Figure 4:
Ohio Out-of-State Imports by Ohio EPA District Office—2002

Why are we accepting out-of-state waste?

Federal courts have held that shipments of waste are protected under the interstate commerce clause of the Constitution. As a result, state and local governments may not prohibit private landfills from accepting out-of-state waste, nor may they impose fees on waste disposal that discriminates on the basis of origin.

Before anything can be done to address the issue at the state level, the U.S. Congress must pass legislation to grant states the right to restrict the amount of out-of-state waste they import. The Governor and Ohio EPA have advocated this type of legislation for many years.

Why is out-of-state waste a concern?

It is difficult or sometimes impossible for state and local inspectors to verify that hazardous or untreated infectious waste has not been included in solid waste shipments that are shredded or heavily compacted before being shipped long distances.

Citizen opposition to landfills that are perceived to serve primarily out-of-state waste hinders siting the facilities necessary to provide disposal capacity for Ohio's waste. In addition, citizens are reluctant to reduce or recycle waste when they believe their efforts will only serve to make room for trash from other states.

With the passage of Ohio's comprehensive solid waste law, H.B. 592, Ohio took a step toward responsibly managing Ohio's waste by assuring in-state capacity for solid waste generated in Ohio and by setting state recycling goals. However, while Ohio takes the necessary steps to manage its own waste responsibly, there is some concern that it will become a destination of choice for waste from other states not making the same effort.

Is Ohio Exporting Waste?

In addition to importing waste from other states, Ohio also exports waste to Michigan, Kentucky, West Virginia, Pennsylvania and Indiana. In 2002, 910,407 tons of waste received at Ohio's solid waste facilities was shipped to facilities in contiguous states.

Table 1:
Ohio Solid Waste Imports and Exports for 2002

Waste Received at Solid Waste Facilities in Ohio and Sent to Facilities in Contiguous States

Imports (in tons)	
New York	800,525
Pennsylvania	337,001
New Jersey	274,442
Connecticut	176,064
Indiana	142,375
New York & New Jersey	121,672
Massachusetts	104,670
West Virginia	87,591
Michigan	60,380
Kentucky	38,852
New Hampshire	16,651
Rhode Island	9,349
Illinois	4,844
Maine	1,610
Maryland	1,078
12 Other States	2,101
Total Imports	2,179,210

Exports (in tons)	
Ohio to Michigan	347,774
Ohio to Kentucky	294,311
Ohio to West Virginia	172,748
Ohio to Pennsylvania	56,332
Ohio to Indiana	39,242
Total Exports	910,407

Import amounts are from an annual summary of the daily log at facilities accepting solid waste for disposal in Ohio. Export amounts are based on information provided by Ohio EPA's analogous agencies in contiguous states and Ohio's SWMDs.

OHIO SOLID WASTE IMPORTS AND EXPORTS FOR 2002

Waste received at solid waste facilities in Ohio and sent to facilities in contiguous states

<u>Imports</u>	<u>Exports</u>
New York 800,525 tons	Ohio to Michigan 347,774
Pennsylvania 337,001 tons	Ohio to Kentucky 294,311
New Jersey 274,442 tons	Ohio to West Virginia 172,748
Connecticut 176,064 tons	Ohio to Pennsylvania 56,332
Indiana 142,375 tons	Ohio to Indiana 39,242
New York & New Jersey 121,672 tons	
Massachusetts 104,670 tons	
West Virginia 87,591 tons	
Michigan 60,380 tons	
Kentucky 38,852 tons	
New Hampshire 16,651 tons	
Rhode Island 9,349 tons	
Illinois 4,844 tons	
Maine 1,610 tons	
Maryland 1,078 tons	
12 Other States 2,101 tons	
<hr/>	
Total Imports 2,179,210 tons	Total Exports. 910,407 tons

Import amounts are from an annual summary of the daily log at facilities accepting solid waste for disposal in Ohio. Export amounts are based on information provided by Ohio EPA's analogous agencies in contiguous states and Ohio's SWMDs.